

From data to health

The future of quality improvement

Ameli Norling, MD PhD

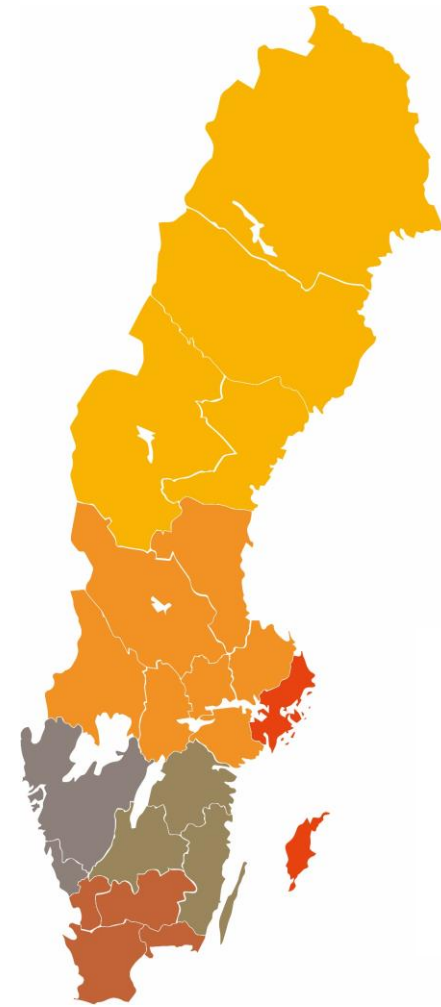
Head of Healthcare unit, SALAR

Sweden

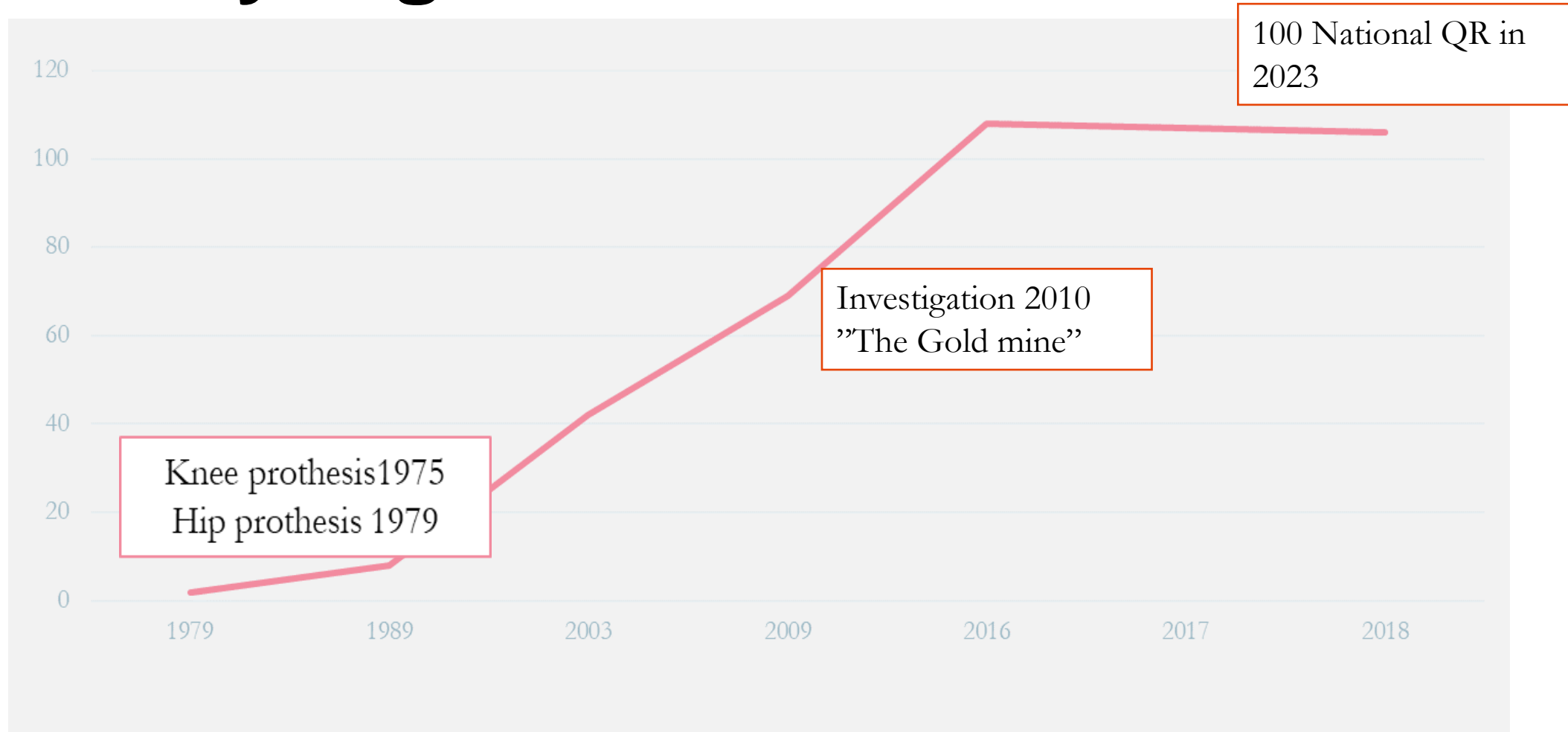


Decentralised healthcare

- Public funded system, shared responsibility
- National level
Legislation, monitoring and education/training
- Regions (21)
Healthcare
- Municipalities (290)
Social services and primary care
- Larger collaboration regions (6)
Geographic partnership



Quality registers in Sweden



Quality improvement

- Medical outcome
- Patient reported outcome/experience measures

- Effect of patient safety measures
- Decreased waiting time
- Personalized care
- Reduced resource use
...and much more

Datasources

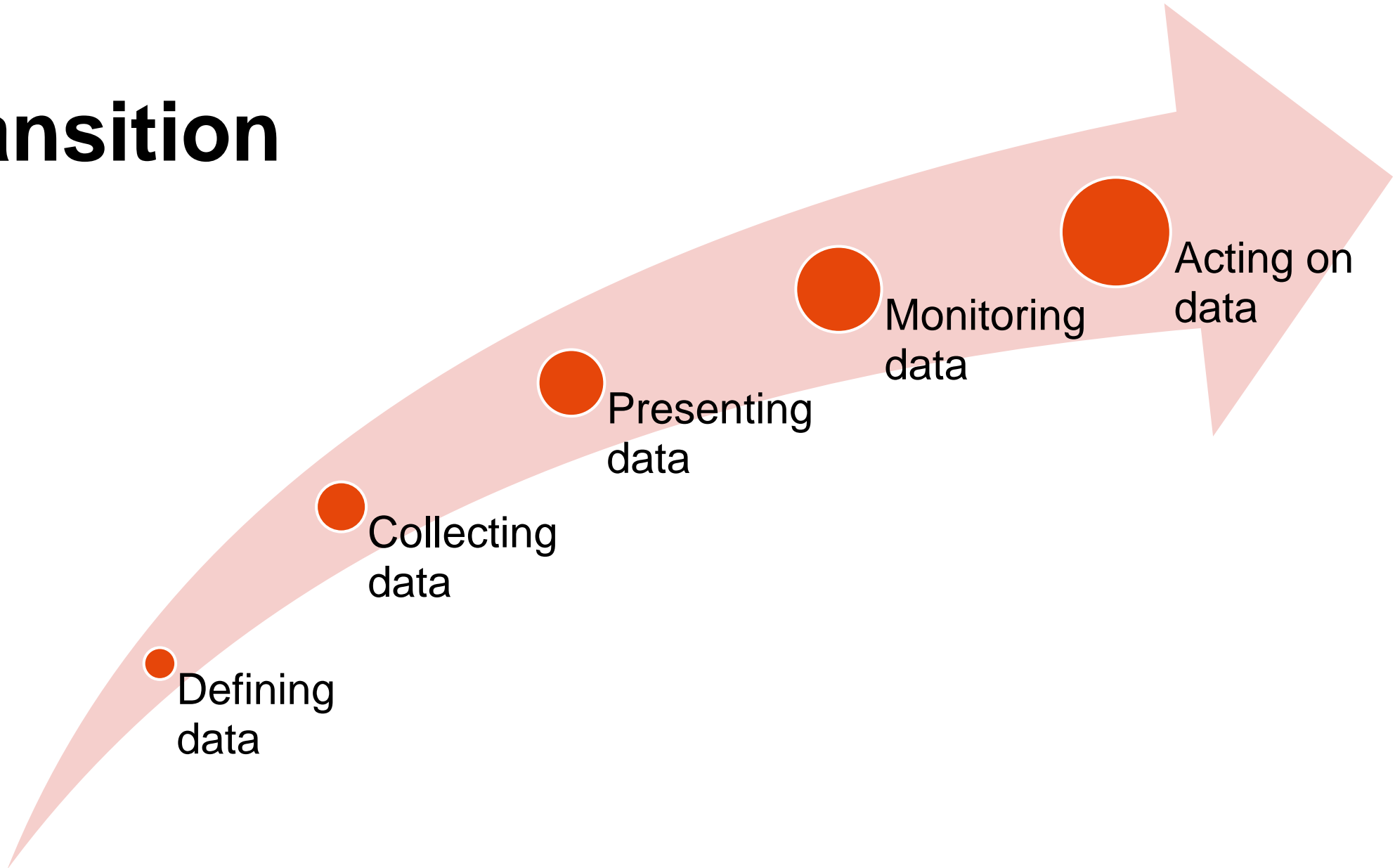


QUALITY REGISTERS



POTENTIALLY ALL DATA
COLLECTED

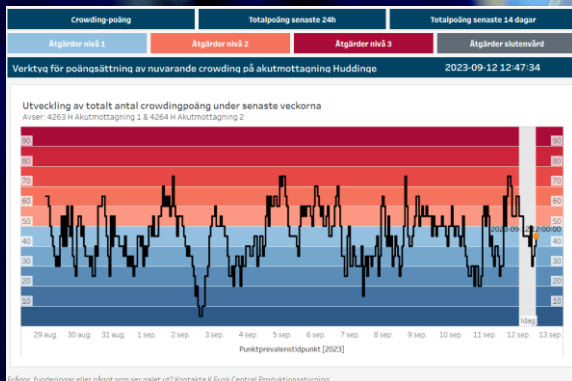
Transition



1

Real time information feedback

- Measuring crowding at the Emergency Department
- Current status, development curve and concrete measures



Patient safety measures – real time information

Inskrivna patienter per vårdavdelning Uppdaterad: 2023-09-12 12:00

Välj kvalitetsområde

Trycksår, Fall, Nutrition

AAB

Urinstenttion

Samtliga områden

Välj organisation

N13 Tema HPK

N44 Tema IoÅ

N46 Tema Barn AL

N48 Tema HKN

N52 Tema Cancer

N54 Tema ARM

N27 Funktion Barn

N23 Funktion PMI

4779 H GAVA Akutvårdsavd

4817 H Hjärnsvikt Avd

4820 H Multisjuk äldre 1 Avd

4822 H Multisjuk äldre 2 Avd

4823 H Äldrande neuro ort Avd

5114 H Lungmedicin avdelning

5123 H Njurmed endokrin Avd

4445 S Reuma hud njur Avd

5134 S Gastro endokrin Avd

5136 S Lungmedicin avdelning

Säng	Kön	Ålder	Inskrivningstidpunkt	Vårdtid	Fall	Trycksår	Nutrition
			2023-09-09 13:00	02d 23h 00m	●	●	●
			2023-09-10 12:57	01d 23h 03m	●	●	●
			2023-09-12 08:37	00d 03h 23m	●	●	●
			2023-09-11 23:31	00d 12h 29m	●	●	●
			2023-09-11 19:16	00d 16h 44m	●	●	●
			2023-09-12 00:30	00d 11h 30m	●	●	●
			2023-09-10 17:15	01d 18h 45m	●	●	●
			2023-09-05 12:00	07d 00h 00m	●	●	●
			2023-09-11 20:49	00d 15h 11m	●	●	●
			2023-09-11 01:54	01d 10h 06m	●	●	●
			2023-09-05 18:14	06d 17h 46m	●	●	●
			2023-09-11 16:00	00d 20h 00m	●	●	●
			2023-09-11 23:28	00d 12h 32m	●	●	●
			2023-09-08 15:30	03d 20h 30m	●	●	●
			2023-09-08 22:31	03d 13h 29m	●	●	●
			2023-09-12 11:33	00d 00h 27m	●	●	●
			2023-09-10 08:50	02d 03h 10m	●	●	●
			2023-09-08 19:14	03d 16h 46m	●	●	●
			2023-09-12 03:20	00d 08h 40m	●	●	●
			2023-09-05 17:00	06d 19h 00m	●	●	●
			2023-08-15 15:12	27d 20h 48m	●	●	●

● Riskbedömning ej genomförd ● Riskbedömning genomförd (ingen risk) ● Riskbedömning genomförd (finns risk)

Pressure wounds, Risk of falling, nutrition

Grey – risk assessment missing

Red – Risk assessment: shows risk

Green – Risk assessment: shows no risk

How they acted on the data

- A concrete tool used for deploying activities to reduce overcrowding
- From focus on screening and documenting to deploying in-patient safety measures

2 Data supported leadership decisions



2017

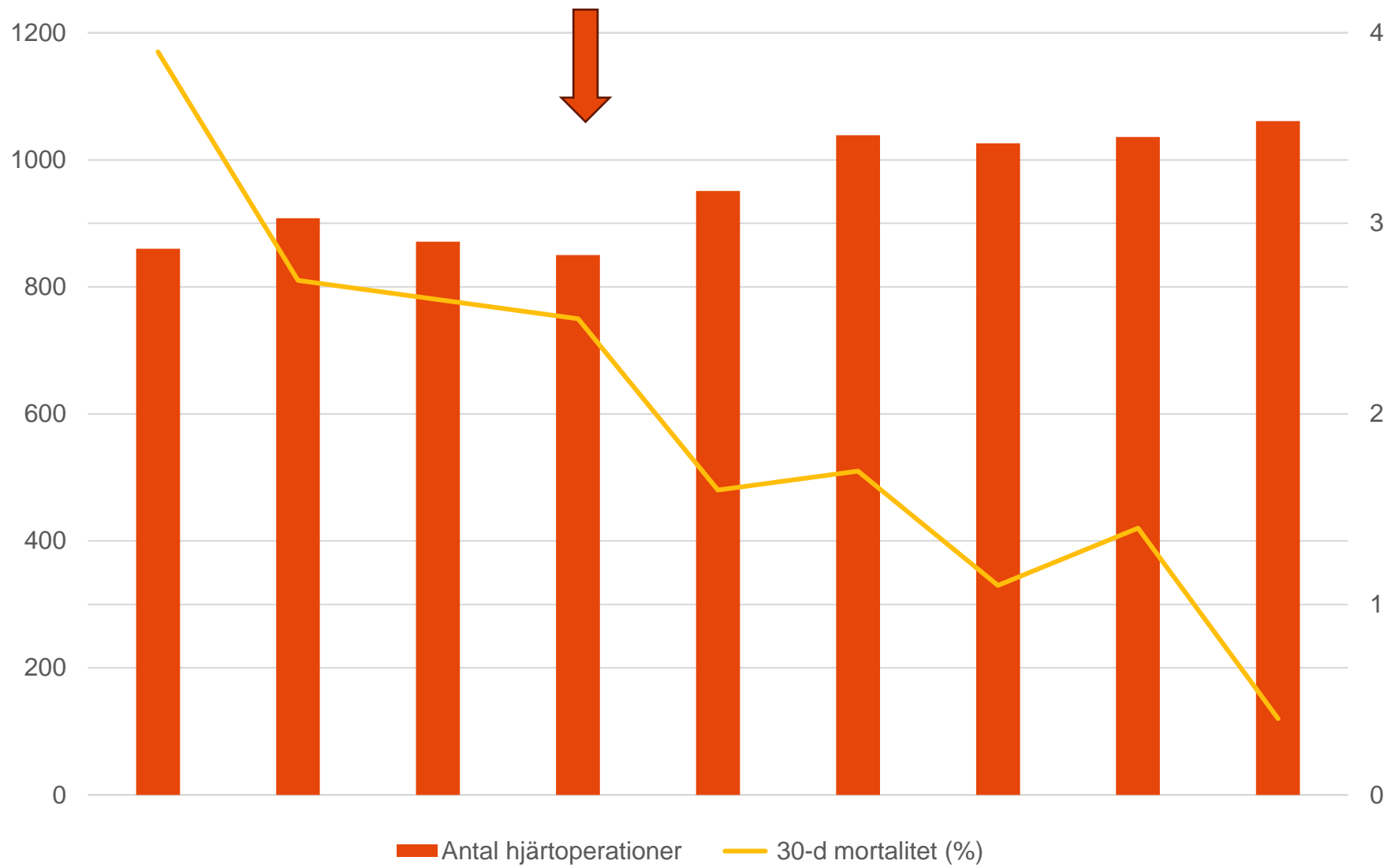
850 heart surgeries/year
– Long queues

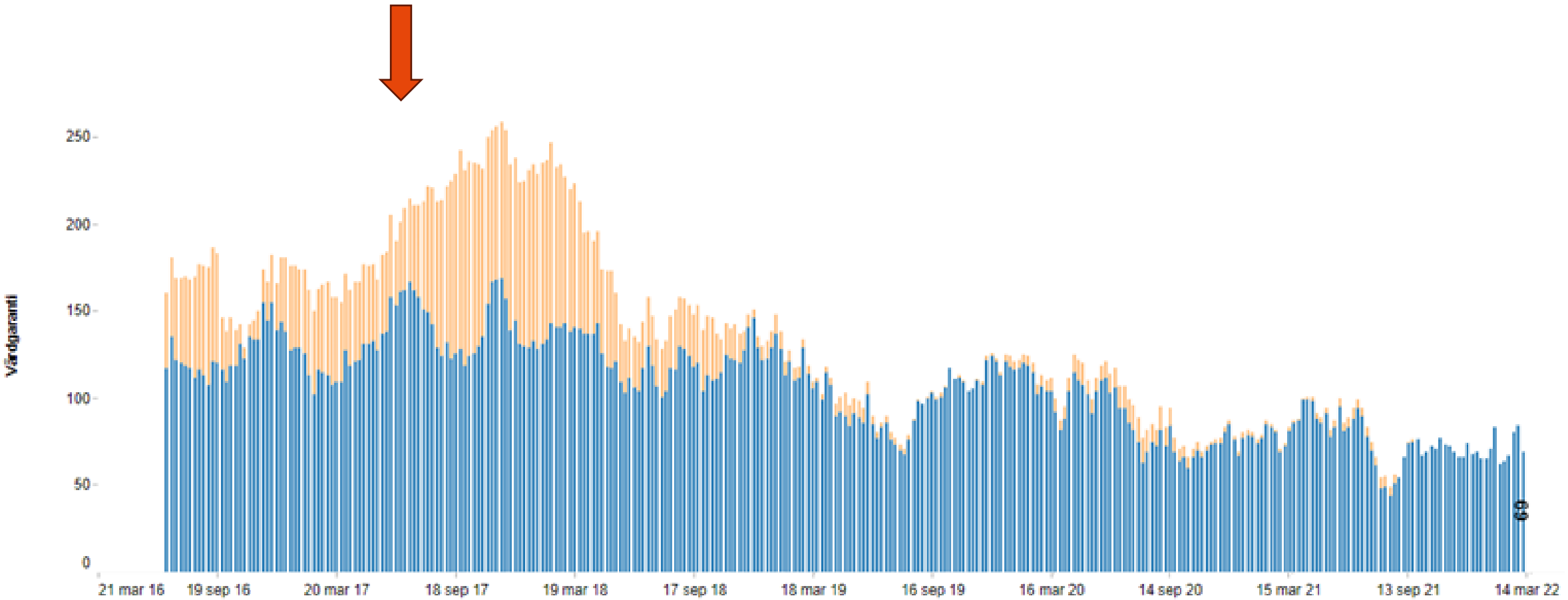
Poor quality outcomes
– Mortality 2,6 %

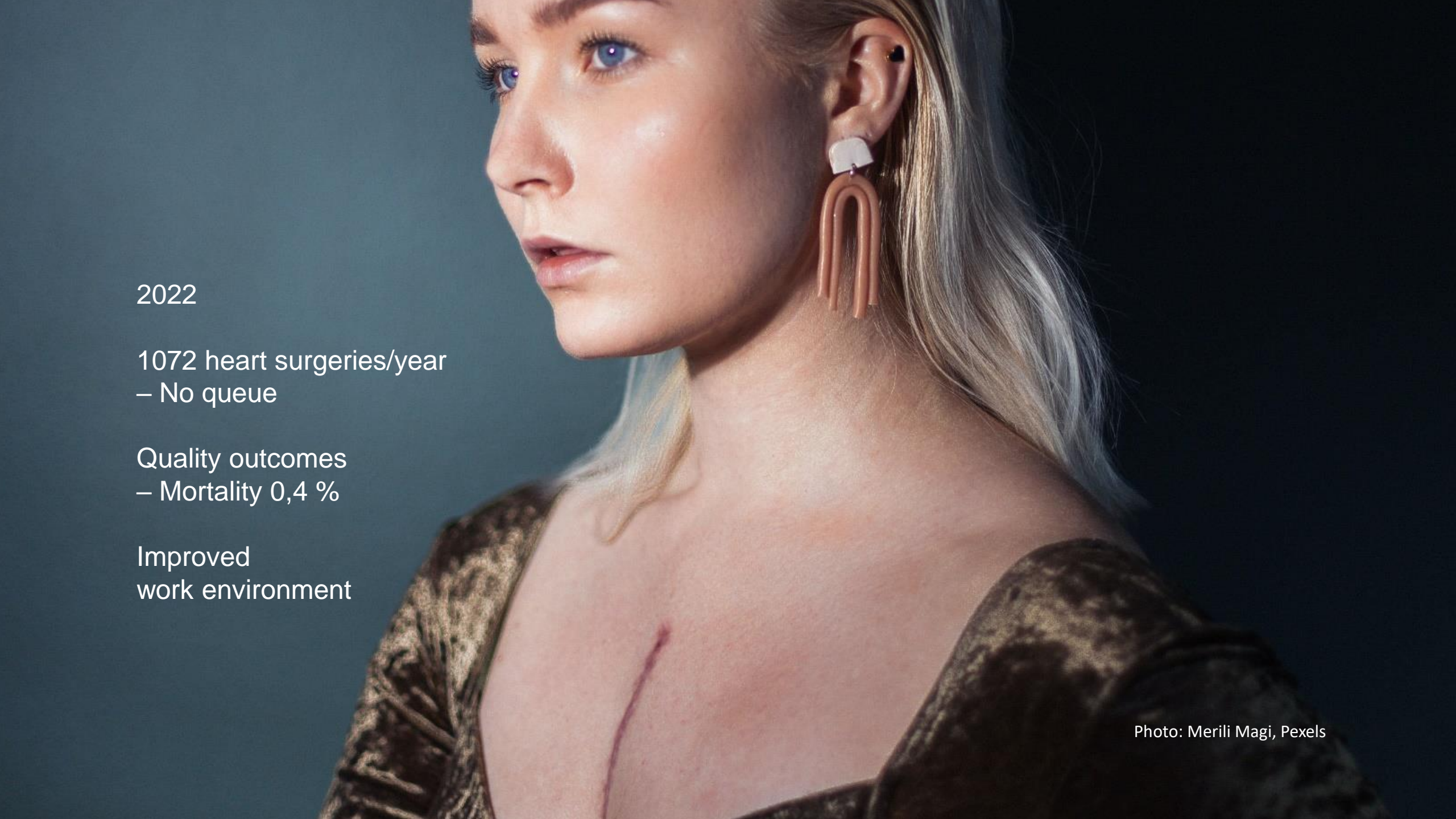
Photo: Merili Magi, Pexels

How they acted on the data

- Implemented new operating methods
- Performed more surgeries of higher quality
- Better used resources
- Person-centered care







2022

1072 heart surgeries/year
– No queue

Quality outcomes
– Mortality 0,4 %

Improved
work environment

Photo: Merili Magi, Pexels

3

Data supported organisational decision making



**“The best place to live”
Halland**

Photo: Tommy Andersson

Information driven care



Group care → Precision health-care

Courtesy of Markus Lingman

**Utan fakta
är du bara
ytterligare
en person
med en åsikt**

”Handbook for information-driven health-care”
Region Halland

How they acted on the data

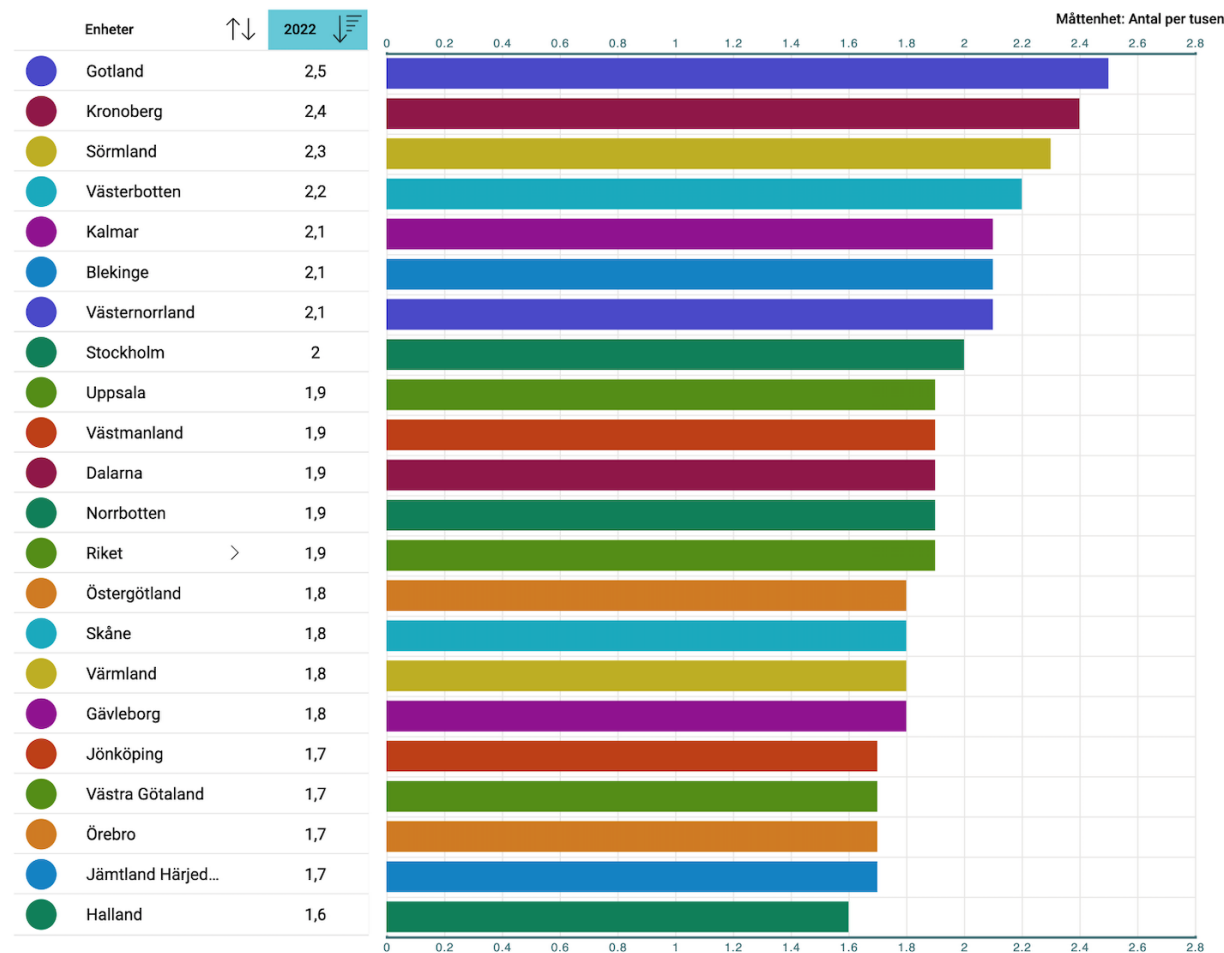
- Created a joint database structure
- Managerial decisions are based on the organization's performance data
- Quality monitoring
- Optimizing resource use
- Transition from imprecision to precision medicine

The least number of in-hospital beds in Sweden per capita



Disponibla vårdplatser i slutenvård

Antal disponibla vårdplatser i slutenvård per 1 000 invånare



Urval
Kön: Totalt, Ålder: Totalt, Period: År

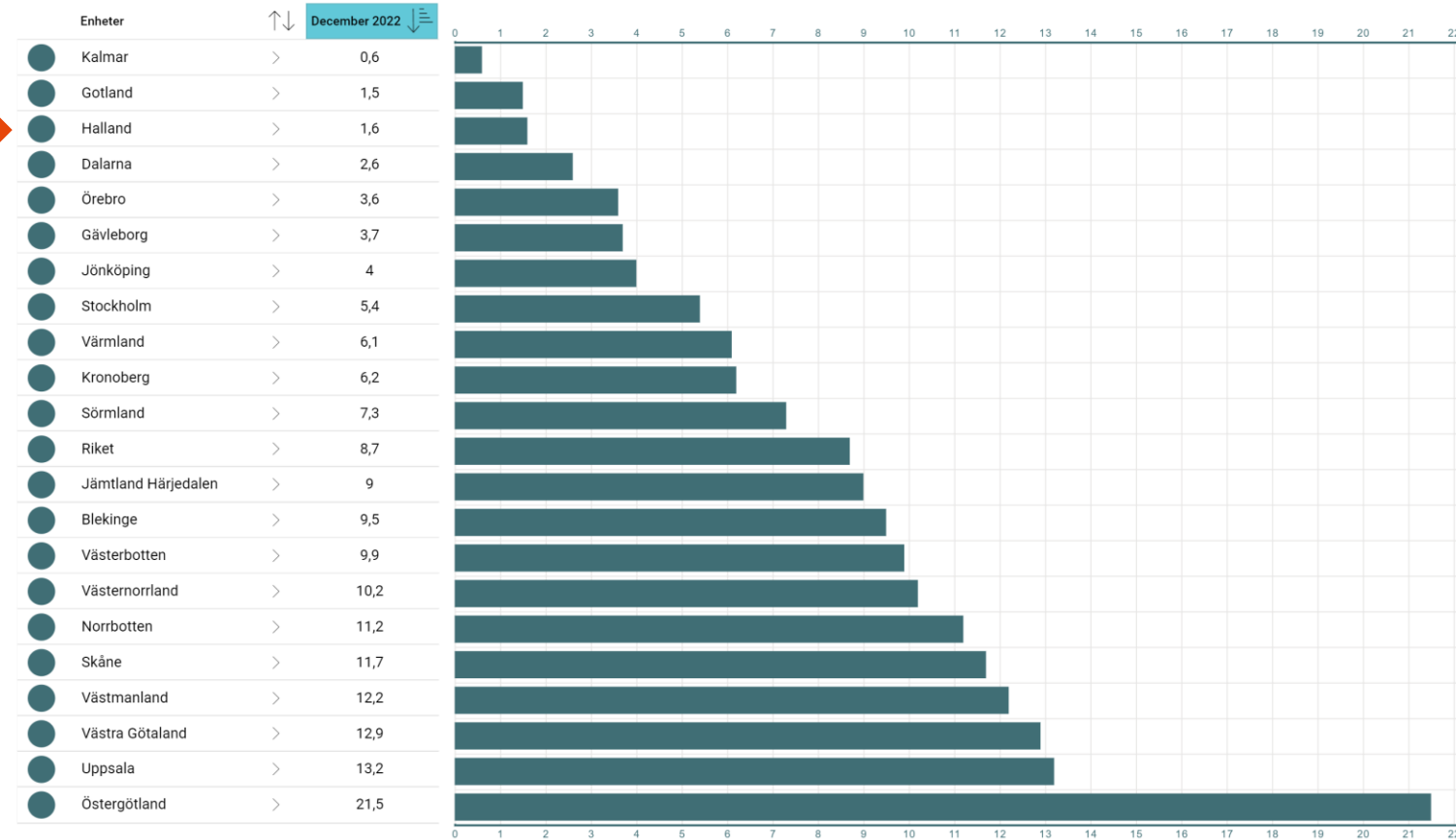
Källa:
Sveriges Kommuner och Regioner

And still the third lowest overcrowding in in-patients



Överbeläggningar i somatisk slutenvård

Antal överbeläggningar per hundra disponibla vårdplatser.



Urval
Kön: Totalt, Ålder: Totalt, Period: Månad

Källa:
Patientsäkerhet, Sveriges Kommuner och Regioner

Keys to success

Integrative perspective on your data

Trust your data

Enable your organization to use data

Kill your darlings

ACT NOW!



THIS IS
THE SIGN
YOU'VE BEEN
LOOKING FOR

Photo: Austin Chan, Unsplash

